

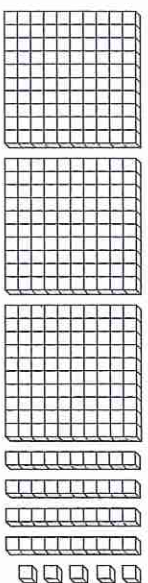
# Whole Number

Name Jessica  
Class 3A Date 17/2/10

**Progression Points**  
2.25 Use of place value (as the idea that ten of these is one of those) to determine the size and order of whole numbers to hundreds.  
2.5 Model and understand numbers to 4 digits.  
2.75 Order and give the place value of 4-digit numbers.  
3.0 Determine the size and order of numbers to tens of thousands. Round numbers off to the nearest 10, 100 or 1000.  
3.0+ Numeration above 5 digits.

2.25

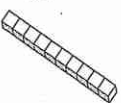
- 1 Complete the numeral expander and write the number in the answer box for the set of Base 10 blocks.



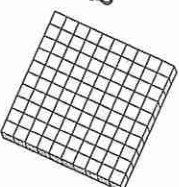
3 hundreds 4 tens 5 ones

345

- 2 How many tens



make one hundred?



10

- 3 How many tens in the number 80?

8

- 4 Which is the largest number? 427 724 74


74

- 5 Complete the counting patterns.

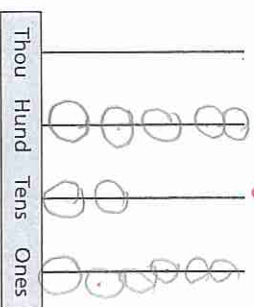
a 30 40 50 60 70

b 125 130 135 140 145


- 6 Shade the Base 10 materials to record the number 1358.



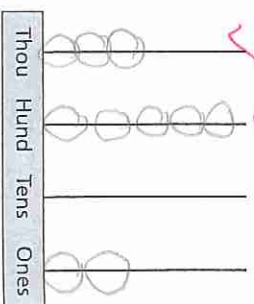
- 7 Draw beads on the abacuses to represent the numbers. e.g.



526



2076



3502

Class    Date   

2.75

8 Order the numbers below from smallest to largest.

- a 3254, 2306, 5209, 4296  
b 2468, 1307, 3486, 2505  
c 1643, 1243, 431, 1156

2306 ✓	3254 ✓	4296 ✓	5209 ✓
1307 ✓	2468 ✓	2505 ✓	3486 ✓
431 ✓	1156 ✓	1243 ✓	1643 ✓

9 Give the place value of each bold digit (thousands, ones, tens, hundreds).

- a 4354 tens    b 3524 thousands    c 3456 hundreds